

2022 Pretrial Services Sixteenth Judicial Circuit of Florida Annual Report

Formal Name of Program: 16th Judicial Circuit Pretrial Services
 Program Physical Address: 5503 College Rd. Suite 205 Key West, Florida 33040
 Program Administrator: Duane Triplett Email: Duane.Triplett@keyscourts.net Tel: 305-292-3549
 Program Manager: Scott Wiles Email: Scott.Wiles@keyscourts.net Tel: 305-292-3497
 County: Monroe Judicial Circuit: 16th

Funding Source	Calendar Year 2022	Calendar Year 2021 <i>Comparison</i>
Operating Budget		
Federal funds	\$0	\$0
State funds	\$0	\$0
County funds	\$563,792	\$546,610
Municipal funds	\$0	\$0
Fees from defendants*	[\$17,699]	[\$20,515]
Grants or private funds	\$0	\$0
Other funds	\$0	\$0
Total operating funding	\$563,792	\$546,610
Capital budget	\$0	\$0
Total program funding	\$563,792	\$546,610

*\$17,699 in fees were collected for court ordered services (electronic monitoring and random urinalysis at “defendant’s expense”); however, these assessed fees were used to pay vendors or cover lab costs for court operated labs and not applied toward program funding.

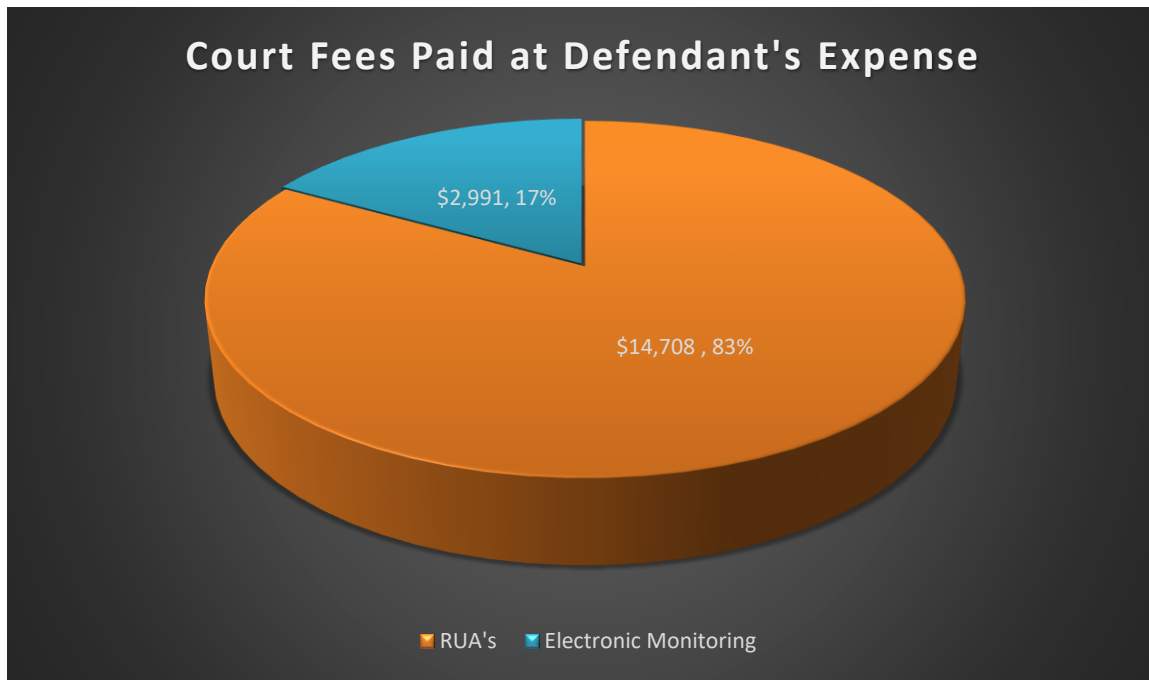
100% of the pretrial release program’s total budget represents receipt of public funds

0% of total budget allocated to assisting defendants obtain release from a non-publicly funded programs

Service	Fee	Total Fees Received in CY 2022	How is Fee Assessed?	Percentage of all Defendants who had to Pay the Individual Fees	Where Do These Funds Go?
Random Urinalysis (Court Operated Lab)	\$10/per RUA	\$14,708	Per Court Order	100% *	County General revenue
Electronic Monitoring	\$4.25per day	\$2,991	Per Court Order	50% of Defendants (2 of 4) on Electronic Monitoring for any part of 2022 Court Ordered to Pay Fees	County General revenue

*100% of all defendants having court ordered RUA paid the fee (at defendant's expense)

Pretrial Services has 5 Full-Time Employees (as of December 31, 2022)



**Yearly Register Data Element
for 2022**

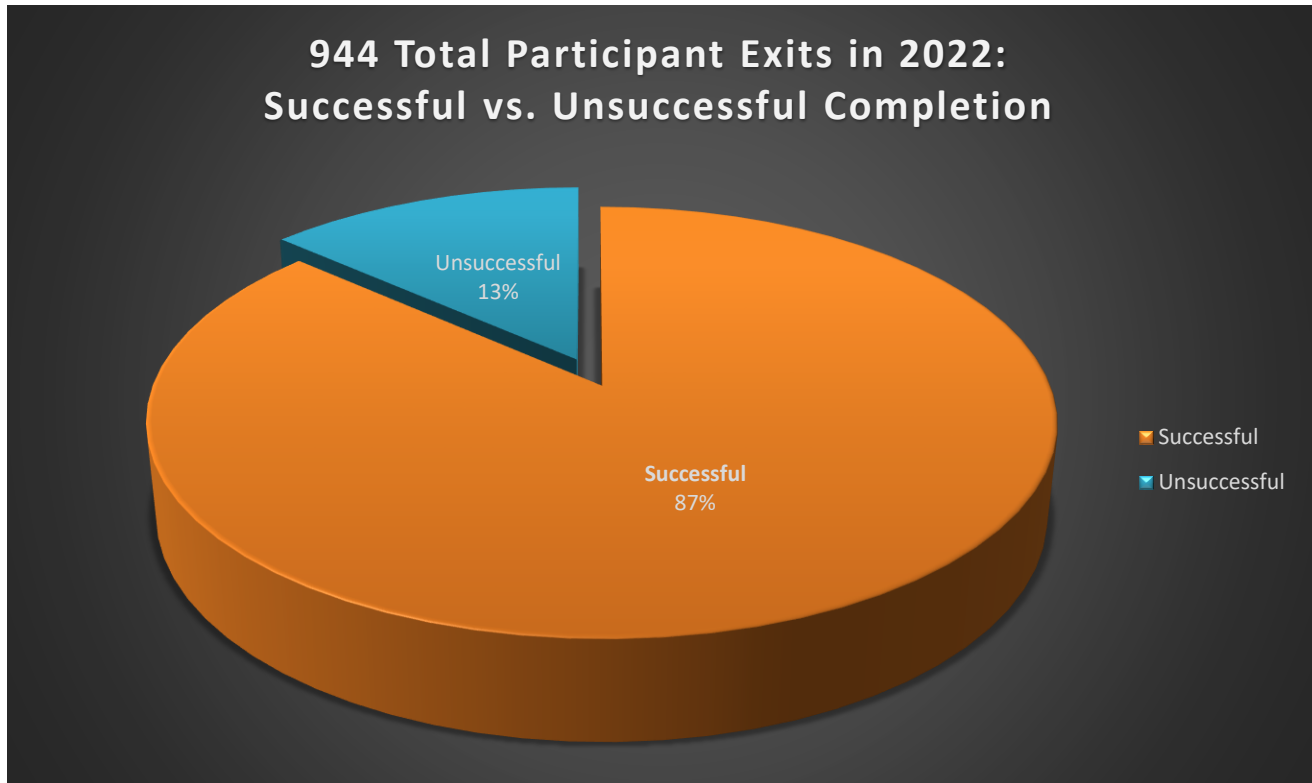
1	Number of defendants assessed and interviewed for pretrial release.	2,781
2	Number of defendants recommended for Pretrial release	708
3	Number of defendants Pretrial recommended against non-secured release	2074
4	Number of defendants granted non-secure release after Pretrial recommended non-secured release	Not Captured
5	Number of defendants granted non-secured release	746
6	Number of defendants granted secured release	84 (Financial Bond and Pretrial)
7	Number defendants assessed and interviewed for pretrial release declared indigent by Court	2220
8	Numbers of indigent defendants granted release	627

	<i>Secured</i>	<i>Non-secured</i>	<i>Total</i>
Defendants on December 31, 2021	88	444	532
Defendants accepted in 2022	84	746	830
Defendants exiting program in 2022	102	842	944
Defendants on December 31, 2022	69	350	419
Total defendants served in 2022	172	1190	1362



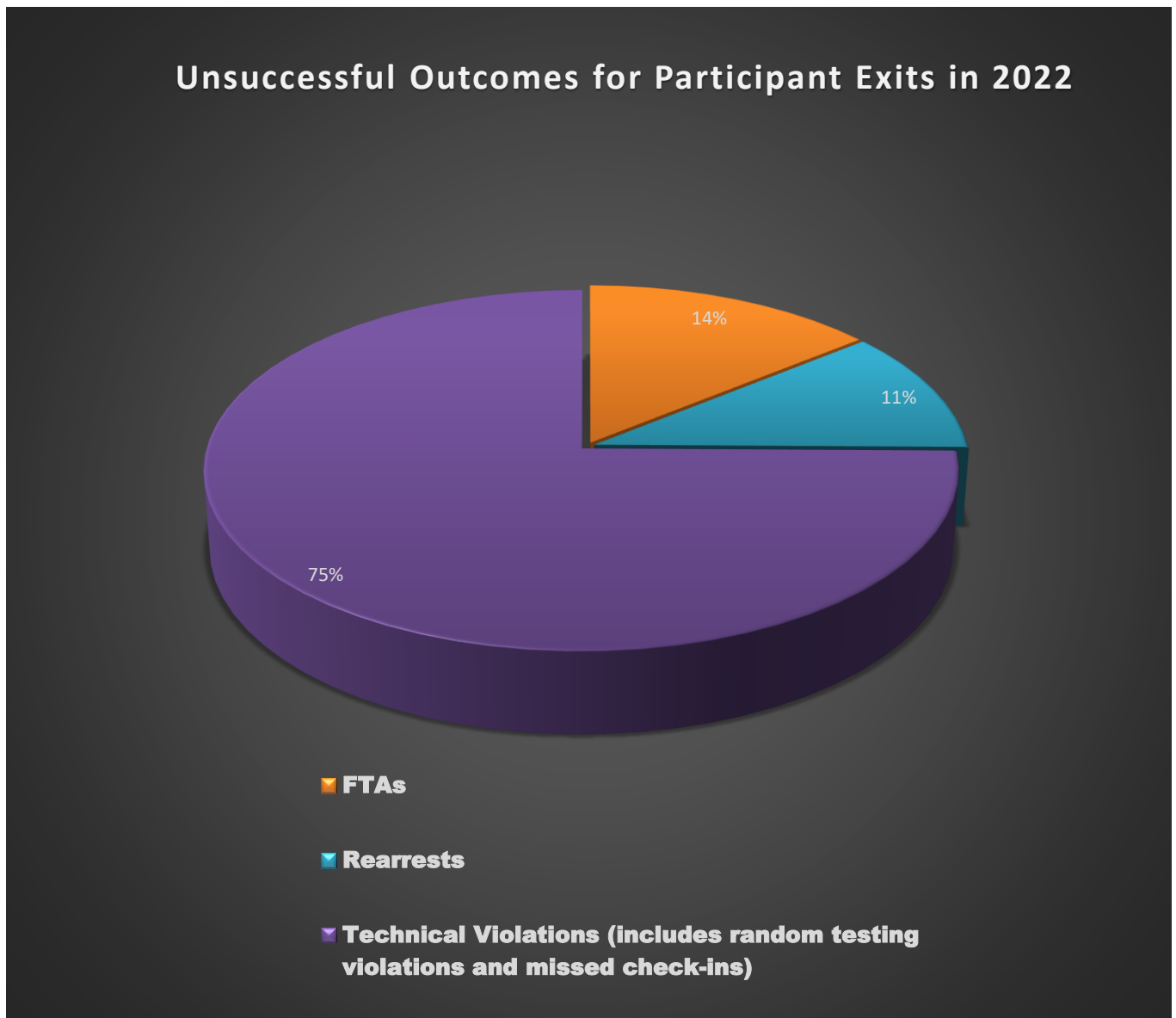
2022 Participant Exits (Case Closures)	Non-secured	Secured	Total
Successful completion*	738	79	817
Unsuccessful completion	104	23	127
Total participants exiting program in 2022	842	102	944

*Defendants are classified as “Successful” completion when warrants are recalled (vacated) per Judicial Order



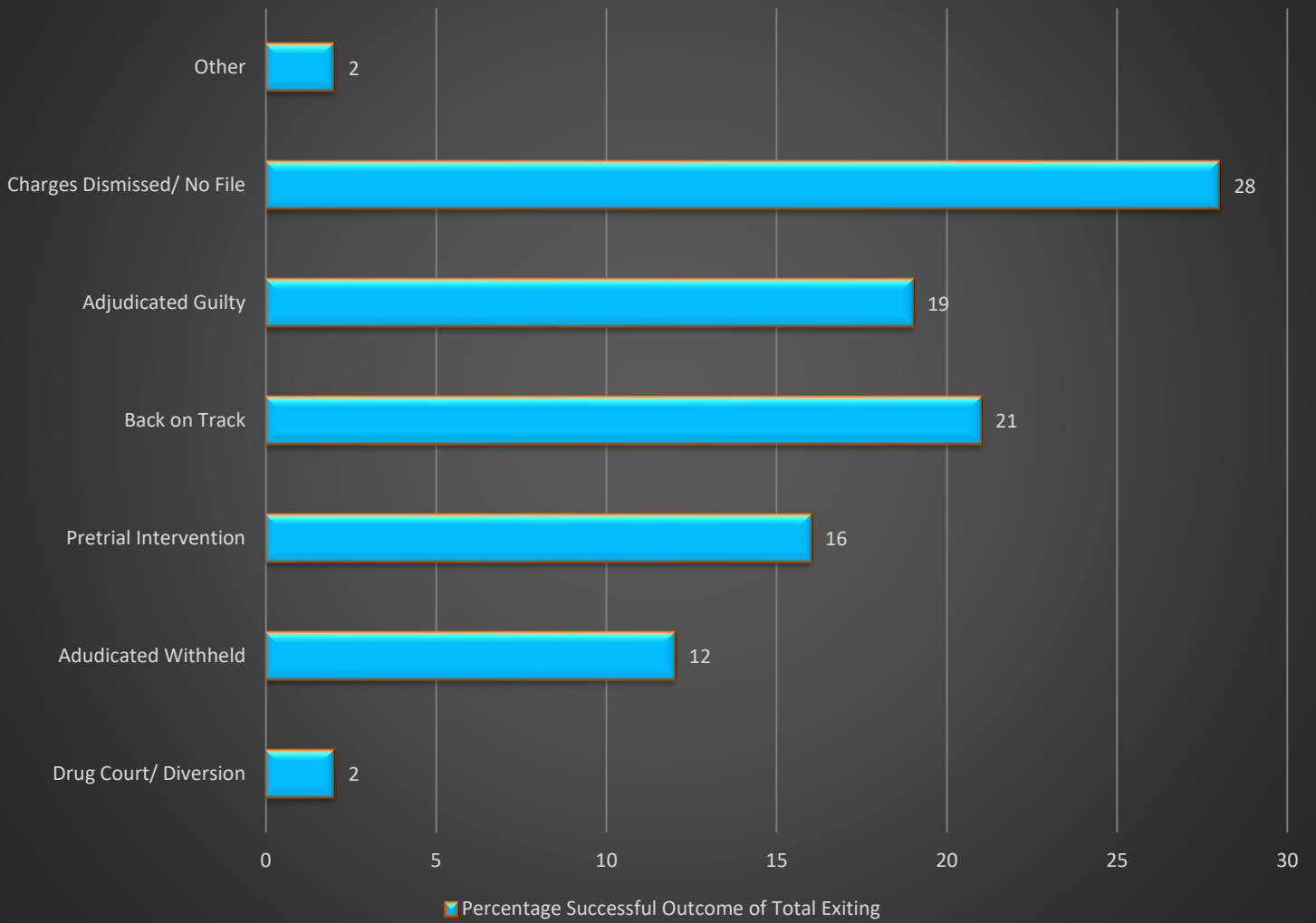
2022 Unsuccessful Disposition Outcomes	Non-secured	Secured	Total	Percentage
[Failed to attend a scheduled court appearance]*	[18]	[0]	[18]	N/A
Issued a warrant for failing to appear in court	18	0	18	14%
Arrested for any offense while in the program	12	2	14	17%
Technical violation (random testing and check-ins)	74	21	95	70%
Bond Revoked	0	0	0	0%
Total Disposed Unsuccessful in 2022	104	23	127	100%

*[excluded from total count of unsuccessful due to redundancy]



2022 Successful Disposition Outcomes	Number	Percentage
Charges Dismissed/ No File	223	28%
Adjudicated Guilty	148	19%
Back on Track	162	21%
Pretrial Intervention	124	16%
Adjudicated Withheld	98	12%
Drug Court/Diversion	17	2%
Other	12	2%

Percentage of Case Disposition Outcomes for 482 "Successful" Defendants Exiting Pretrial Program in 2022



2022 Failures to Appear

Month	Defendant Name	Case Number	Failure to Appear Date	FTA Warrant Issued	FTA Warrant Recalled	Secured Bond?
January	Kriehn, Sara Kay	22MM37AP	1/13/2022	Yes	No	No
February	Nybakken, Kyle	22MM191AK	2/3/2022	Yes	No	No
	Rivas Leiva, Juan Jose	21MM1273AP	2/4/2022	Yes	No	No
March	NONE	N/A	N/A	N/A	N/A	N/A
April	Petorak, Bryan Thomas	22CF62AP	4/5/2022	Yes	No	No
	Yaw, Kevin Michael	22MM657AK	4/7/2022	Yes	No	No
	Gomez Medina, Pascual	22MM755AK	4/22/2022	Yes	No	No
May	Rubio Chamorro, Juan Miguel	22MM271AM	5/20/2022	Yes	No	No
	Paul, Fred	22MM967AK	5/26/2022	Yes	No	No
June	Vigoa, Giovanni	22MM271BM	6/7/2022	Yes	No	No
July	Masters, Brett Parker	22CT466AM	7/1/2022	Yes	No	No
August	Schneider, Ryan Joseph	20MM194AM	8/22/2022	Yes	No	No
	Olmos Saldivar, Alexandra	22MM1495AK	8/25/2022	Yes	No	No
September	Sierra Hernandez, Yosvanis Arismin	17CF150AP	9/6/2022	Yes	No	No
	Bartl, Jane Carol	22MM1618AK	9/14/2022	Yes	No	No
	Weiner, Joshua PL	22MM754AM	9/30/2022	Yes	No	No
October	Shadis, John Michael	22CT94AM	10/28/2022	Yes	No	No
November	Rodriguez Moreira, Carlos Rafael	22MM1039AP	11/1/2022	Yes	No	No
	Paramo, Hugo Humberto	21MM838AK	11/10/2022	Yes	No	No
December	NONE	N/A	N/A	N/A	N/A	N/A

2022 New Arrests

Month	Defendant Name	Case Number	New Arrest Date	PTS Warrant Issued	PTS Warrant Recalled	Secured Bond?
January	Carter, Gwendolyn Luvenia	22CF6AM	1/18/2022	Yes	No	No
February	NONE	N/A	N/A	N/A	N/A	N/A
March	Sowder, Makaela Morgan	20MM695AP	3/2/2022	Yes	No	No
April	NONE	N/A	N/A	N/A	N/A	N/A
May	Valdespino Valle, Osmani	22CF103AM	5/31/2022	Yes	No	No
June	Romero, Francisco Manuel	22CF116AP	6/1/2022	Yes	No	No
	Ramos Campos, Omar	22MM909AK	6/9/2022	Yes	No	No
July	Dominguez Useche, Nicole Gabriela	22CF120AM	7/18/2022	Yes	No	No
August	Gutierrez Perez, Manuel	22CF237AK	8/10/2022	Yes	No	Yes
	Fay, Phillip Anthony	22MM203AP	8/19/2022	Yes	No	No
September	Claton, Nicolas David	22MM913AK	9/23/2022	Yes	No	No
October	Qualls, John B. Jr.	22CF81AM	10/4/2022	Yes	No	No
November	Ichich Juc, Gilberto Daniel	22CF667AK	11/3/2022	Yes	No	No
	Lopez Lopez, Magdaleno Alberto	22MM383AM	11/22/2022	Yes	No	No
December	Toro, Paul Ignacio	22MM734AK	12/5/2022	Yes	No	Yes
	Desrosiers, Dominick Joseph	22MM53AK	12/13/2022	Yes	Yes	No

Summary Findings

The Pretrial Services Program of the 16th Judicial Circuit (funded by Monroe County BOCC) is successful by the following measures:

- 1) From December 2021 to December 2022, Pretrial Services experienced an acceleration in the rate of case closures leading to a decrease in total active cases observed. Exits from the program increased from 695 in 2021 to 944 in 2022. At the same time, the number accepted into the program fell from 1035 in 2021 to 830 in 2022. The total number of Defendants assessed by Pretrial Services after arrest fell more than 9% in 2022.**
- 2) More than 99% of all defendants served in 2022 appeared for all court hearings, with less than 1% failing to appear in court. Ensuring appearance for court is one of the primary objectives of Pretrial Services programs.**
- 3) An equally important objective of Pretrial Services is the positive contribution to community safety. As a measure of community safety, the number of new arrests for defendants supervised by Pretrial Services in 2022 was represented by a marginal 1%. Moreover, only 2 of 14 total arrest were of a felony (more serious) nature.**
- 4) As in previous years, the most prevalent reason for a warrant being issued to a Pretrial Services' Defendant is for**

a Random Urinalysis Drug or Alcohol Violation (testing positive or missing one or more tests).

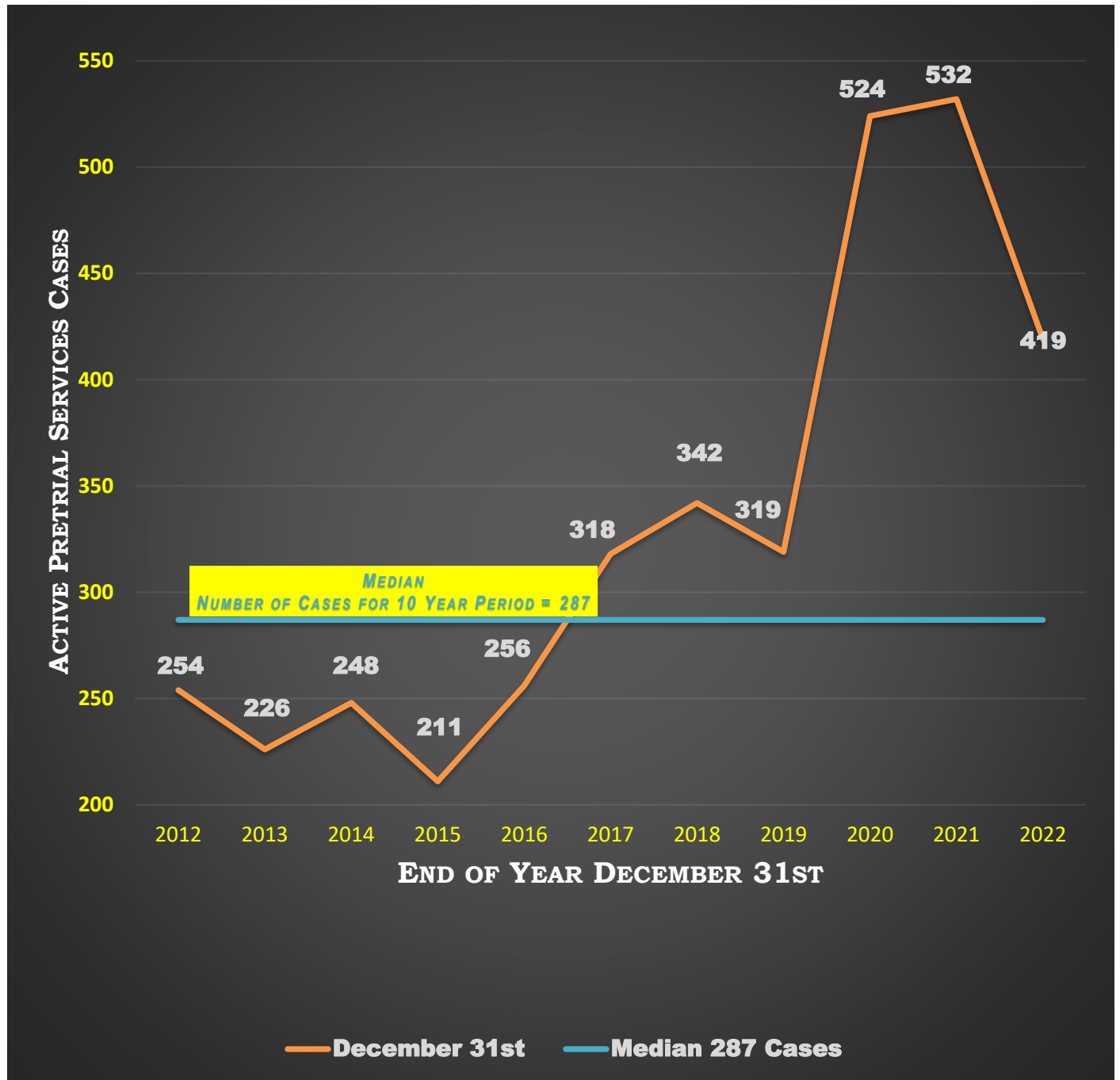
5) Of the 944 Defendants exiting the Pretrial Services Program in 2022, 87% completed successfully. This rate of success is higher than the substantially lower 69% Success rate observed in 2021. However, the success rate in 2020 of 85% was nearly the same as that of 2022. In 2021, the court dockets moved more slowly after the backlog created in 2020 from Covid 19 and cases began closing at a greater rate in 2022 as the dockets returned to normal. This is one of many factors potentially impacting Pretrial success rate. Others may include improvements in the supervision of defendants who were less likely to violate. Conversely, fewer violations could indicate less stringent violation protocols, and/or variations in Judicial discretion. A combination of factors is likely to influence success rates in total. 2022 data may suggest that declining success of Defendants released to Pretrial is a *not* a trend.

6) In line with the increase in successful outcomes, a higher frequency of defendants were placed on probation specifically into the Pretrial Intervention and Back on Track Programs. This may be attributed in part to the court dockets returning to pre-covid normalcy.

11 Year Growth Trend in Pretrial Services Observed: 2012-2022

The number of active cases in 2022 is returning to normal “Pre-Covid” levels though more than 100 cases higher compared to the median number of cases across the prior 10 year period (419 vs 287).

10 Year Growth Trend in Pretrial Services Cases: 2012-2021



Prior Year's Summary of 10 Year Growth Trend as reported in the 2021 Annual Report (see below)

Historically, the trend is for steady growth in Pretrial Services over the past 10 years, with a median number of cases supervised being 266. Note that the median is used for a reference point due to a sharp increase of nearly 50 supervised Defendants from 2020 to 2021. A new database query recommended by our current vendor's technical support was used to capture a more accurate count of active Pretrial Services cases on December 31st, 2021. This query was then used to recalculate annual year end totals up to and including 2017. In 2016, the annual totals are more unreliable as this year the transition was made from the Anytrax case management systems to Automon's Ce Pretrial and a date conversion was made. Prior to 2016, active case totals were collected using actual active case lists generated on December 31st each calendar year and are assumed accurate.

Using this data as described, the following chart displays the growth in Pretrial Services since 2012 for the most recent 10 year period. Note that the impact of COVID-19 elevated numbers in 2020 and 2021 due to delays in court proceedings and resulting lower numbers of Pretrial Defendant's exiting the program. The impact of this unavoidable backlog is still reflected in current relatively high caseloads for Pretrial Services Supervision Officers. Improved Pretrial Services efficiencies through automation have helped in some degree Pretrial Officers manage larger caseloads. However the decreasing success rate will need to be monitored closely to ensure staffing is commensurate with rising caseloads such that Supervision quality is not compromised.

- a. A sharp increase in the number of Pretrial Services Defendants supervised has been observed since 2017, rising from 211 cases to a record 532 in 2021.**
- b. Staffing however has remained constant over the 10 year period, averaging 7 Full-Time Employees.**